

SPRINGBORO COMMUNITY SCHOOLS
RECONCILIATION FOR MONTH ENDING
AUGUST 31, 2023



Depository Balances:

5/3 Operating Checking Acct #99903794	\$26,811,458.95	
Total Depository Balances		\$26,811,458.95

Adjustments to Bank Balance:

Outstanding Checks: Accounting	-\$237,481.92	
Payroll	-\$10,970.25	
Outstanding Vcards: Accounting	\$61,856.17	
Adjustments/Notes	\$461.23	
1) IRS Refund in Transit	\$ 388.43	
2) SERS Refund in Transit	\$ 40.38	
3) SERS Refund in Transit	\$ 32.73	
4) Amount to match books	\$ (0.31)	
Total Adjustments to Bank Balance		-\$186,134.77

Investments:

CD - Harold E Mills 5/3 Bank (9098)	\$43,516.28	
CD - Merle & Mary Allen 5/3 Bank (9219)	\$58,642.94	
CD - Grange Scholarship 5/3 Bank (9093)	\$21,843.90	
CD - Patricia McCandless 5/3 Bank (9021)	\$451,092.31	
CD - EPC Acct #06-202698	\$160,000.00	
Huntington Bank Acct #1041012893	\$1,077,797.65	
Star Ohio	\$37,210.87	
5/3 Securities	\$5,211,342.69	
Total Investments		\$7,061,446.64

Total Bank Balances

\$33,686,770.82

Total Fund Balance

\$33,686,770.82

\$0.00

DragonFly Account:

Acct #WT8WFS	\$9,734.50	
Outstanding Payments	\$0.00	
Book Balance		\$9,734.50

Terrah Stacy
 Terrah Stacy, Treasurer/CFO

SPRINGBORO COMMUNITY CITY SCHOOLS
INVESTMENT INCOME HISTORY

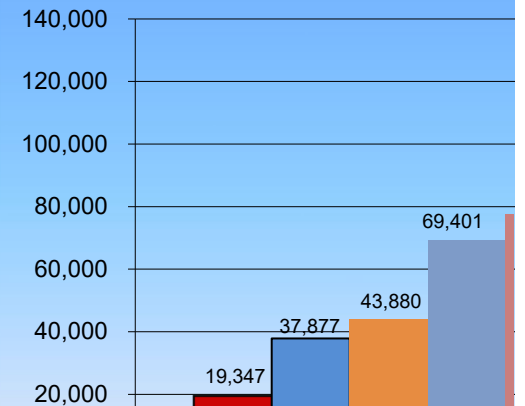
 Current Month

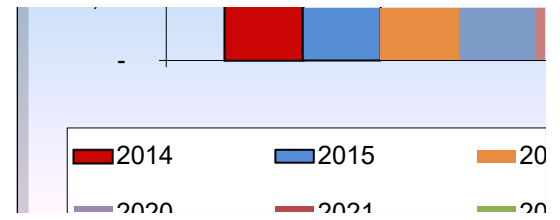
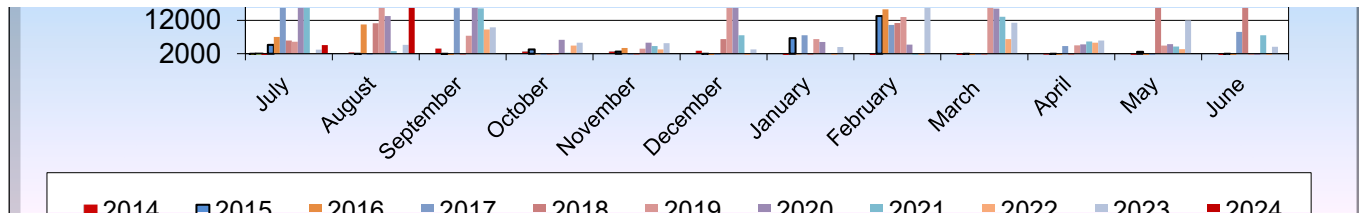
	July	August	September	October	November	December	January	February	March	April
2014	1,221	2,279	3,249	2,495	2,490	2,687	1,129	883	(448)	1,712
2015	4,669	31	1,679	3,267	2,659	1,159	6,674	13,265	574	1,318
2016	7,045	10,791	759	1,736	3,735	1,359	1,785	15,304	654	685
2017	37,964	15	15,685	869	18	(12,835)	7,539	10,587	(4,215)	4,250
2018	5,955	11,125	718	958	(3,924)	6,360	(2,699)	11,168	(4,284)	403
2019	5,558	19,354	7,390	221	3,497	17,427	6,393	12,983	19,563	4,468
2020	23,662	13,260	20,849	6,183	5,303	17,090	5,531	4,729	15,530	4,754
2021	22,446	2,749	15,606	2,268	4,312	7,532	2,219	952	13,037	5,660
2022	2,097	2,102	9,222	4,457	3,291	1,002	1,419	1,349	6,404	5,316
2023	3,181	4,668	9,875	5,317	5,181	3,270	4,026	21,440	11,271	5,953
2024	4,583	22,029								

INVESTMENT INCOME MONTHLY HISTORY

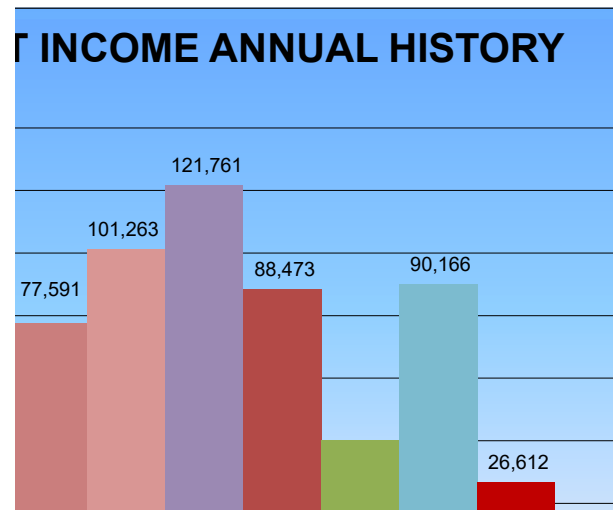


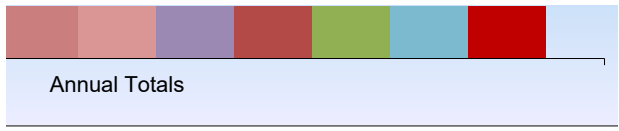
INVESTMENT





May	June	ANNUAL
1,650	-	19,347
2,582	-	37,877
27	-	43,880
1,003	8,521	69,401
32,017	19,794	77,591
4,409	-	101,263
4,870	-	121,761
4,174	7,518	88,473
3,364	-	40,023
11,950	4,034	90,166
		26,612





2016 2017 2018 2019

2020 2021 2022 2023

SPRINGBORO COMMUNITY SCHOOLS

Cash Summary Report

Full Account Code	Description	Initial Cash	MTD Received	FYTD Received	MTD Expended	FYTD Expended	Fund Balance	Encumbrance	Unencumbered Balance
001-0000	GENERAL	\$ 12,787,893.00	\$ 5,700,441.71	\$ 18,910,940.86	\$ 4,984,685.50	\$ 10,695,793.67	\$ 21,003,040.19	\$ 5,150,627.31	\$ 15,852,412.88
001-9412	BUDGET RESERVE	1,013,208.92	0.00	0.00	0.00	0.00	1,013,208.92	0.00	1,013,208.92
002-0000	BOND RETIREMENT	7,009,252.66	0.00	0.00	0.00	0.00	7,009,252.66	0.00	7,009,252.66
002-9204	MASTER FACILITY PLAN-BOND RETIREMENT	0.00	0.00	0.00	0.00	0.00	0.00	0.00	0.00
003-0000	PERMANENT IMPROVEMENT	416,993.33	247,000.00	1,091,000.00	64,307.31	746,657.58	761,335.75	568,740.67	192,595.08
003-9223	PERMANENT IMPROVEMENT	0.00	0.00	0.00	0.00	0.00	0.00	0.00	0.00
004-9018	Track & Turf Project FY18	972.15	0.00	0.00	0.00	0.00	972.15	0.00	972.15
004-9218	MIRACLE FIELD PROJECT	28,220.00	0.00	0.00	0.00	0.00	28,220.00	0.00	28,220.00
006-0000	FOOD SERVICE FUND	2,125,049.74	160,565.95	161,632.40	178,948.68	252,781.39	2,033,900.75	204,407.14	1,829,493.61
007-9001	PEPSI SCHOLARSHIP	7,740.00	0.00	0.00	0.00	0.00	7,740.00	0.00	7,740.00
007-9002	SHS MEMORIAL TRUST FUND	2,699.06	0.00	0.00	0.00	0.00	2,699.06	0.00	2,699.06
007-9003	ERIKA OWEN SCHOLARSHIP FUND	0.00	0.00	0.00	0.00	0.00	0.00	0.00	0.00
007-9004	SHAPIRO MEMORIAL SCHOLARSHIP FUND	100.00	0.00	0.00	0.00	0.00	100.00	0.00	100.00
007-9021	Patricia McCandless HS Scholarship Fund	450,683.07	208.72	409.24	0.00	0.00	451,092.31	0.00	451,092.31
007-9093	GRANGE SCHOLARSHIP FUND	21,664.51	92.10	179.39	0.00	0.00	21,843.90	0.00	21,843.90
007-9098	HAROLD E. MILLS SCHOLARSHIP FUND	43,158.91	183.47	357.37	0.00	0.00	43,516.28	0.00	43,516.28
007-9214	WADE SCHOLARSHIP	4,250.00	0.00	0.00	0.00	0.00	4,250.00	0.00	4,250.00
007-9219	Merle & Mary Allen Scholarhsip Fund	58,161.36	247.24	481.58	0.00	0.00	58,642.94	0.00	58,642.94
007-9220	Wayne Kemper Scholarship Fund	25,373.00	0.00	0.00	0.00	0.00	25,373.00	0.00	25,373.00
007-9221	Harris & South Families Scholarship Fund	600.00	0.00	0.00	0.00	0.00	600.00	0.00	600.00
018-904A	HIGH SCHOOL PUBLIC SCHOOL SUPPORT FUND	33,986.76	97.00	152.75	(303.45)	(303.45)	34,442.96	0.00	34,442.96
018-905A	JR HIGH PUBLIC SCHOOL SUPPORT FUND	35,160.98	0.00	24.11	4,366.96	4,956.96	30,228.13	379.00	29,849.13
018-906A	SPRINGBORO INTERMEDIATE PUBLIC SCHOOL SUPPORT	7,597.10	153.50	268.94	838.03	838.03	7,028.01	1,222.40	5,805.61
018-907A	CLEARCREEK ELEMENTARY PUBLIC SCHOOL SUPPORT	47,253.28	73.50	220.63	2,602.80	2,602.80	44,871.11	2,750.00	42,121.11
018-915A	DENNIS ELEM - PUBLIC SCHOOL SUPPORT FUND	51,037.91	6,252.78	6,293.57	779.12	777.12	56,554.36	12,064.13	44,490.23
018-918A	FIVE POINTS - PUBLIC SCHOOL SUPPORT FUND	176,529.87	35,302.24	35,568.24	(8.08)	(8.08)	212,106.19	6,336.21	205,769.98
018-960A	Superintendent/District Support	8,194.60	0.00	0.00	135.07	135.07	8,059.53	40.00	8,019.53
018-970A	SUPP SERV/TRANS PUBLIC SCHOOL SUPPORT FUND	2,921.77	0.00	242.35	214.14	548.08	2,616.04	451.92	2,164.12
018-980A	CURRICULUM - PUBLIC SCHOOL SUPPORT FUND	41,629.82	0.00	0.00	899.00	4,278.69	37,351.13	0.00	37,351.13
018-990A	EPC Wellness - District Support	26,341.30	0.00	0.00	0.00	0.00	26,341.30	0.00	26,341.30
019-9023	FY23 Environmental Grant	0.00	0.00	0.00	0.00	0.00	0.00	0.00	0.00

SPRINGBORO COMMUNITY SCHOOLS

Cash Summary Report

Full Account Code	Description	Initial Cash	MTD Received	FYTD Received	MTD Expended	FYTD Expended	Fund Balance	Encumbrance	Unencumbered Balance
019-9024	Mental Health Recovery Grant FY24	\$ 0.00	\$ 9,850.00	\$ 9,850.00	\$ 0.00	\$ 0.00	\$ 9,850.00	\$ 0.00	\$ 9,850.00
019-9223	WCBDD Grant FY23	0.00	0.00	0.00	0.00	0.00	0.00	0.00	0.00
019-9224	WCBDD FY24 GRANT	0.00	0.00	0.00	0.00	0.00	0.00	0.00	0.00
020-0000	MVH LEASE PAYMENTS/SPECIAL ENTERPRISE FUND	0.00	0.00	0.00	0.00	0.00	0.00	0.00	0.00
024-9202	FLEXIBLE SPENDING	9,091.77	0.00	0.00	0.00	0.00	9,091.77	0.00	9,091.77
200-901A	HIGH SCHOOL PRIDE COMMITTEE	1,194.68	0.00	0.00	0.00	0.00	1,194.68	0.00	1,194.68
200-902A	ROBOTICS CLUB - DISTRICT WIDE	26,070.13	674.58	579.58	3,515.14	3,635.14	23,014.57	915.00	22,099.57
200-903A	STAND CLUB	403.44	0.00	0.00	0.00	0.00	403.44	0.00	403.44
200-904A	Radio Broadcasting Club	200.00	0.00	0.00	0.00	0.00	200.00	0.00	200.00
200-905A	SKI CLUB	11,837.91	0.00	0.00	0.00	0.00	11,837.91	0.00	11,837.91
200-907A	BPA Club (Business) HS	178.00	0.00	0.00	0.00	0.00	178.00	0.00	178.00
200-908A	JROTC	4,245.77	0.00	0.00	497.37	497.37	3,748.40	1,500.00	2,248.40
200-909A	HIGH SCHOOL GERMAN CLUB	108.38	0.00	0.00	0.00	0.00	108.38	0.00	108.38
200-910A	HS Academic Team	0.00	0.00	0.00	0.00	0.00	0.00	0.00	0.00
200-911A	SI - STUDENT COUNCIL	3,360.43	0.00	0.00	0.00	0.00	3,360.43	0.00	3,360.43
200-912A	HS ART CLUB	115.29	0.00	0.00	0.00	0.00	115.29	0.00	115.29
200-913A	HIGH SCHOOL DRAMA CLUB	8,365.84	0.00	0.00	1,695.00	1,695.00	6,670.84	0.00	6,670.84
200-914A	JCOWA (FORMERLY GLOBAL CONNECTIONS)	107.97	0.00	0.00	0.00	0.00	107.97	0.00	107.97
200-915A	S.A.D.D.	1,026.01	0.00	0.00	0.00	0.00	1,026.01	0.00	1,026.01
200-916A	HS LANGUAGE CLUB	3,090.20	0.00	0.00	0.00	0.00	3,090.20	0.00	3,090.20
200-917A	HIGH SCHOOL STUDENT COUNCIL	34,650.66	0.00	0.00	241.05	241.05	34,409.61	25,908.95	8,500.66
200-918A	JR HIGH STUDENT COUNCIL	3,867.99	0.00	0.00	0.00	0.00	3,867.99	0.00	3,867.99
200-919A	S-CAPADES	17,715.93	1,845.00	1,845.00	0.00	0.00	19,560.93	0.00	19,560.93
200-920A	JR HIGH YEARBOOK	20,517.65	160.00	160.00	0.00	6,684.56	13,993.09	0.00	13,993.09
200-921A	DENNIS LIFE SKILLS	0.00	73.50	164.27	0.00	0.00	164.27	0.00	164.27
200-922A	HS JOB AND LIFE SKILLS	11.20	441.70	532.48	0.00	0.00	543.68	0.00	543.68
200-923A	FP LIFE SKILLS	0.00	73.50	164.27	0.00	0.00	164.27	0.00	164.27
200-924A	SI Theater Club	5,329.15	0.00	0.00	0.00	0.00	5,329.15	0.00	5,329.15
200-925A	HIGH SCHOOL NEWSPAPER	1.11	0.00	0.00	0.00	0.00	1.11	0.00	1.11
200-926A	JR HIGH NEWSPAPER	86.12	0.00	0.00	0.00	0.00	86.12	0.00	86.12
200-927A	HS NHS	3,923.03	0.00	0.00	385.00	385.00	3,538.03	0.00	3,538.03
200-928A	S.A.D.D. - JUNIOR HIGH	352.99	0.00	0.00	0.00	0.00	352.99	0.00	352.99
200-929A	THE MUSE MACHINE	1,409.83	816.00	816.00	0.00	0.00	2,225.83	200.00	2,025.83
200-930A	HS Fishing Club	1,725.13	0.00	0.00	0.00	0.00	1,725.13	0.00	1,725.13
200-931A	JH JOB AND LIFE SKILLS	919.08	73.50	164.28	0.00	0.00	1,083.36	0.00	1,083.36
200-9323	Mindfulness Club	140.00	0.00	0.00	0.00	0.00	140.00	0.00	140.00

SPRINGBORO COMMUNITY SCHOOLS

Cash Summary Report

Full Account Code	Description	Initial Cash	MTD Received	FYTD Received	MTD Expended	FYTD Expended	Fund Balance	Encumbrance	Unencumbered Balance
200-932A	SHS DEBATE CLUB	\$ 0.00	\$ 0.00	\$ 0.00	\$ 0.00	\$ 0.00	\$ 0.00	\$ 0.00	\$ 0.00
200-933A	SPRINGBORO CHAPTER OF HOSA	0.00	0.00	0.00	0.00	0.00	0.00	0.00	0.00
200-934A	Springboro HS Interact Club	0.00	0.00	0.00	0.00	0.00	0.00	0.00	0.00
200-935A	Springboro HS Envirothon Club	0.00	0.00	0.00	0.00	0.00	0.00	0.00	0.00
200-950A	HS TECH PREP	5.00	0.00	0.00	0.00	0.00	5.00	0.00	5.00
200-954A	JR STATESMEN OF AMERICA	40.00	0.00	0.00	0.00	0.00	40.00	0.00	40.00
200-956A	JH NHS	1,542.31	0.00	0.00	0.00	0.00	1,542.31	0.00	1,542.31
200-960A	HIGH SCHOOL PANTHER EXPRESS	39,889.15	0.00	0.00	0.00	0.00	39,889.15	0.00	39,889.15
200-965A	HS SCIENCE & ENGINEERING CLUB	258.56	0.00	0.00	0.00	0.00	258.56	0.00	258.56
200-976A	CLASS OF 2024	9,311.05	3,560.00	3,560.00	0.00	0.00	12,871.05	0.00	12,871.05
200-977A	CLASS OF 2025	0.00	0.00	0.00	0.00	0.00	0.00	0.00	0.00
200-980A	Purple Star Club	1,445.40	0.00	0.00	0.00	0.00	1,445.40	0.00	1,445.40
200-981A	Minority Student Union	252.08	0.00	0.00	0.00	0.00	252.08	0.00	252.08
300-9018	JH GIRLS TRACK - FUNDRAISER	27.76	0.00	0.00	0.00	0.00	27.76	0.00	27.76
300-901B	ATHLETICS	180,041.45	135,136.08	139,175.50	59,628.48	101,553.77	217,663.18	62,864.44	154,798.74
300-901C	HS BOYS BASKETBALL FUNDRAISER ACCT.	4,517.16	0.00	0.00	0.00	0.00	4,517.16	1,000.00	3,517.16
300-901D	JH BOYS BASKETBALL FUNDRAISER ACCT.	93.00	0.00	0.00	0.00	0.00	93.00	0.00	93.00
300-901E	BOYS SOCCER FUNDRAISER ACCT.	24,130.41	0.00	0.00	0.00	761.57	23,368.84	12,200.00	11,168.84
300-901F	SOFTBALL FUNDRAISER ACCT.	3,993.66	0.00	0.00	0.00	0.00	3,993.66	1,000.00	2,993.66
300-901G	BASEBALL FUNDRAISER ACCT.	10,233.64	0.00	0.00	0.00	85.62	10,148.02	1,000.00	9,148.02
300-901H	HS FOOTBALL FUNDRAISER ACCT.	9,785.26	0.00	0.00	2,081.70	2,081.70	7,703.56	1,078.30	6,625.26
300-901I	JH FOOTBALL FUNDRAISER	3,806.00	0.00	0.00	0.00	0.00	3,806.00	0.00	3,806.00
300-901J	BOWLING FUNDRAISER ACCT.	838.62	0.00	0.00	0.00	0.00	838.62	0.00	838.62
300-901K	BOYS GOLF FUNDRAISER ACCT.	1,944.99	0.00	0.00	0.00	0.00	1,944.99	1,944.00	0.99
300-901L	GIRLS GOLF FUNDRAISER ACCT.	1,220.80	0.00	0.00	380.10	1,121.72	99.08	0.00	99.08
300-901O	HS WRESTLING FUNDRAISER ACCT.	149.21	0.00	0.00	0.00	0.00	149.21	0.00	149.21
300-901P	JH WRESTLING FUNDRAISER ACCT.	122.28	0.00	0.00	0.00	0.00	122.28	0.00	122.28
300-901Q	HS GIRLS BASKETBALL FUNDRAISER ACCT.	515.18	0.00	0.00	0.00	340.00	175.18	175.00	0.18
300-901R	JH GIRLS BASKETBALL FUNDRAISER ACCT.	160.00	0.00	0.00	0.00	0.00	160.00	0.00	160.00
300-901S	GIRLS SOCCER FUNDRAISER ACCT.	12,857.14	0.00	0.00	2,799.00	2,799.00	10,058.14	2,611.20	7,446.94
300-901T	HS VOLLEYBALL FUNDRAISER ACCT.	898.59	0.00	0.00	0.00	0.00	898.59	0.00	898.59
300-901V	Panther Indoor Track Club	3,645.87	0.00	0.00	0.00	0.00	3,645.87	0.00	3,645.87

SPRINGBORO COMMUNITY SCHOOLS

Cash Summary Report

Full Account Code	Description	Initial Cash	MTD Received	FYTD Received	MTD Expended	FYTD Expended	Fund Balance	Encumbrance	Unencumbered Balance
300-901W	HS CROSS COUNTRY FUNDRAISER ACCT.	\$ 73.36	\$ 0.00	\$ 0.00	\$ 0.00	\$ 0.00	\$ 73.36	\$ 0.00	\$ 73.36
300-901X	JH CROSS COUNTRY FUNDRAISER ACCT.	271.16	0.00	0.00	0.00	0.00	271.16	0.00	271.16
300-901Y	BOYS TENNIS FUNDRAISER ACCT.	2,004.17	0.00	0.00	0.00	0.00	2,004.17	0.00	2,004.17
300-901Z	GIRLS TENNIS FUNDRAISER ACCT.	1,870.79	0.00	0.00	0.00	0.00	1,870.79	1,464.00	406.79
300-902B	BAND	1,733.06	11,925.00	11,925.00	1,878.96	1,733.06	11,925.00	0.00	11,925.00
300-903B	HIGH SCHOOL CHOIR (MUSICALS)	24,769.90	480.00	1,480.00	2,645.00	1,715.00	24,534.90	6,476.90	18,058.00
300-904B	JR HIGH CHEERLEADERS	11.54	0.00	0.00	0.00	0.00	11.54	0.00	11.54
300-905B	HIGH SCHOOL CHEERLEADERS	1,828.28	0.00	0.00	0.00	0.00	1,828.28	0.00	1,828.28
300-906B	SYB - SPRINGBORO YOUTH BASKETBALL	10,059.00	0.00	0.00	0.00	0.00	10,059.00	0.00	10,059.00
300-907B	ATH/TOURNAMENT	1,230.06	0.00	0.00	0.00	0.00	1,230.06	0.00	1,230.06
300-908B	HS BOYS LACROSSE	1,505.00	0.00	0.00	0.00	0.00	1,505.00	0.00	1,505.00
300-909B	JR HIGH SHOW CHOIR	15,278.40	0.00	0.00	0.00	0.00	15,278.40	890.00	14,388.40
300-910B	HS GIRLS LACROSSE	8,000.00	0.00	0.00	0.00	0.00	8,000.00	0.00	8,000.00
300-911B	H.S. SHOW CHOIR	320.61	0.00	0.00	0.00	0.00	320.61	0.00	320.61
300-913B	H.S. Acappella	647.32	0.00	0.00	0.00	0.00	647.32	0.00	647.32
300-914B	HIGH SCHOOL CHEERLEADING COMPETITIONS	1,424.97	0.00	0.00	0.00	0.00	1,424.97	0.00	1,424.97
300-915B	HIGH SCHOOL HOCKEY	17.34	0.00	0.00	0.00	0.00	17.34	0.00	17.34
300-916B	SPECIAL OLYMPICS	2,582.09	0.00	0.00	0.00	0.00	2,582.09	0.00	2,582.09
300-917B	TURF MAINTENANCE FUND	35,300.38	1,010.38	1,010.38	0.00	0.00	36,310.76	0.00	36,310.76
300-918B	JR HIGH CHEERLEADING COMPETITION	1,366.37	0.00	0.00	0.00	0.00	1,366.37	0.00	1,366.37
300-919B	FIVE POINTS ELEM. STUDENT COUNCIL	5,240.56	0.00	0.00	0.00	0.00	5,240.56	0.00	5,240.56
300-920B	DENNIS ELEMENTARY-STUDENT COUNCIL	207.16	0.00	0.00	0.00	0.00	207.16	0.00	207.16
300-9517	Boro Extra 2% Basketball Club	0.00	0.00	0.00	0.00	0.00	0.00	0.00	0.00
451-9223	Network Connectivity FY23	0.00	0.00	0.00	0.00	0.00	0.00	0.00	0.00
451-9224	Network Connectivity FY24	0.00	0.00	276.60	638.43	1,274.67	(998.07)	5,757.33	(6,755.40)
461-9223	HSTW FY23	0.00	0.00	0.00	0.00	0.00	0.00	0.00	0.00
461-9224	HSTW FY24	0.00	0.00	0.00	0.00	0.00	0.00	0.00	0.00
499-9023	BWC Grant FY23	0.00	0.00	0.00	0.00	0.00	0.00	0.00	0.00
499-9222	School Bus Grant FY22-FY23	0.00	0.00	0.00	0.00	0.00	0.00	0.00	0.00
499-9224	BWC Safety Intervention Grant FY24	0.00	0.00	5,234.75	0.00	2,136.75	3,098.00	3,098.00	0.00
507-9021	ESSER II	0.00	0.00	0.00	0.00	0.00	0.00	0.00	0.00
507-9023	ESSER ARP Additional	0.00	397,497.06	397,497.06	81,732.22	456,371.57	(58,874.51)	44,462.21	(103,336.72)
507-9123	Homeless Targeted Grant FY23	0.00	0.00	0.00	0.00	0.00	0.00	0.00	0.00
507-9221	ESSER I CARES FY21	0.00	0.00	0.00	0.00	0.00	0.00	0.00	0.00

SPRINGBORO COMMUNITY SCHOOLS

Cash Summary Report

Full Account Code	Description	Initial Cash	MTD Received	FYTD Received	MTD Expended	FYTD Expended	Fund Balance	Encumbrance	Unencumbered Balance
507-9222	ARP ESSER III	\$ 0.00	\$ 10,639.41	\$ 10,639.41	\$ 4,789.10	\$ 13,941.26	\$ (3,301.85)	\$ 11,082.33	\$ (14,384.18)
507-9223	ESSER II State Award	0.00	187,518.77	187,518.77	220,608.62	390,798.65	(203,279.88)	0.00	(203,279.88)
516-9022	ARP IDEA	0.00	3,790.22	3,790.22	2,330.60	6,120.82	(2,330.60)	0.00	(2,330.60)
516-9223	IDEA - B FY23	0.00	140,899.57	140,899.57	61,175.00	149,027.64	(8,128.07)	0.00	(8,128.07)
516-9224	Part B FY24	0.00	0.00	0.00	4,337.07	4,587.07	(4,587.07)	31,810.41	(36,397.48)
551-9023	Title III - FY23 BCESC	0.00	0.00	0.00	0.00	0.00	0.00	0.00	0.00
551-9024	Title III - FY24 BCESC	0.00	0.00	0.00	0.00	0.00	0.00	0.00	0.00
572-9023	FY23 Expanding Opp for Children	0.00	0.00	0.00	0.00	0.00	0.00	0.00	0.00
572-9223	Title I FY23	0.00	18,260.21	18,260.21	6,304.92	19,331.80	(1,071.59)	0.00	(1,071.59)
572-9224	Title I FY24	0.00	0.00	0.00	0.00	0.00	0.00	0.00	0.00
584-9223	Title IV-A Student Support	0.00	66.06	66.06	0.00	66.06	0.00	0.00	0.00
584-9224	Title IV-A FY24	0.00	0.00	0.00	5,181.82	5,181.82	(5,181.82)	4,929.77	(10,111.59)
587-9022	ARP IDEA PRESCHOOL	0.00	0.00	0.00	0.00	0.00	0.00	0.00	0.00
587-9223	Pre-School Spec ED FY23	0.00	4,361.76	4,361.76	1,473.90	4,381.82	(20.06)	0.00	(20.06)
587-9224	Pre-School Special Ed FY24	0.00	0.00	0.00	0.00	0.00	0.00	0.00	0.00
590-9223	Title II-A FY23	0.00	200.00	200.00	0.00	200.00	0.00	0.00	0.00
590-9224	Title II-A FY24	0.00	0.00	0.00	3,777.21	7,278.04	(7,278.04)	15,804.53	(23,082.57)
599-9023	FY23 School Safety Grant	132,844.51	0.00	0.00	13,115.78	13,115.78	119,728.73	99,371.64	20,357.09
599-9123	FY23 School Safety Grant Round 5	300,000.00	0.00	0.00	0.00	0.00	300,000.00	0.00	300,000.00
599-9223	Title IV-A ESSA FY23	0.00	0.00	0.00	0.00	0.00	0.00	0.00	0.00
Grand Total		\$ 25,447,029.39	\$ 7,079,970.51	\$ 21,147,942.60	\$ 5,718,676.55	\$ 12,908,201.17	\$ 33,686,770.82	\$ 6,284,562.79	\$ 27,402,208.03